

Metro-D Ø270mm - 30° adjustable - without recessed housing
36.04093-0000

Fixture details

Mounting	Ground - recessed
Light emission	Indirect - adjustable
Light distribution	adjustable
Fitting cover	Glass
Protection rate	IP 67
Maximum load	1000 kg walk-across (excluding recessing housir
T°	<75 °
Housing	Aluminium/Stainless Steel
Finish	matt black finish RAL 9105
Certificates	CE, ISO 9001



Electric details

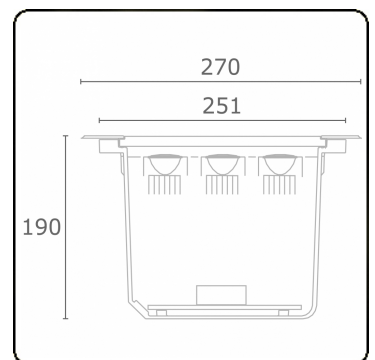
Protection class	I
Supply	230V
Control gear box	Current driver

Lamp details

Lamptype	LED 4000K 8°
Wattage	10x1W
Gross luminous flux	1330
Luminaire power	12W
Cover glass	flat - clear
Number	1
Lifetime LED module	L70/B50 > 60000h
Color tolerance	MacAdam 3
CRI	80


Photometric details

CIE Fluxcode	0 0 0 0 75
--------------	------------

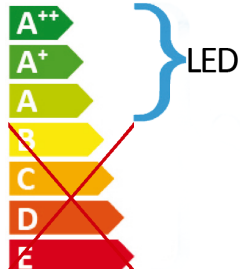



Remarks

Ø270mm - clear glass - strips are individually adjustable up to 30°



This luminaire contains built-in LED lamps.





The lamps cannot be changed in the luminaire.

MULTILINE®

36.04093-0000

874/2012