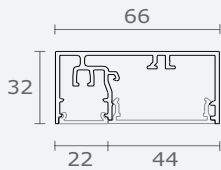
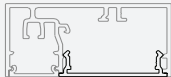


PROFILES & INFILL PANELS

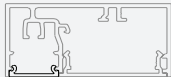


code	type
09.47100-9999	profile offside RAL


when using only LED inserts, the correct length = (number of inserts * 280) + 10mm
bij gebruik van enkel LED modules, is de correcte lengte = (aantal modules * 280) + 10mm
en cas d'utilisation de que des modules de LED, la longueur correcte = (nombre de modules * 280) + 10mm
wenn nur LED Einsätze verwendet werden, ist die richtige Länge = (Anzahl der Einsätze * 280) + 10mm



code	type
09.47101-9999	infill panel wide RAL



code	type
09.47102-9999	infill panel small RAL

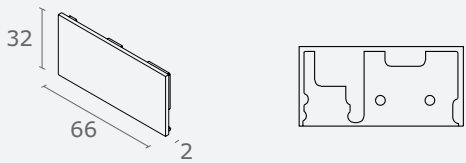
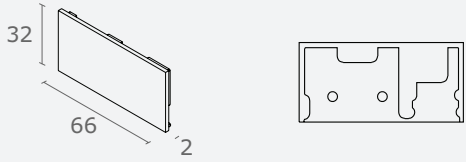

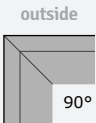


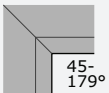


9999=any RAL colour powder coated
elke RAL kleur poederlak
chaque teinte RAL peint-par-poudrage
jede RAL Farbe pulverbeschichtet





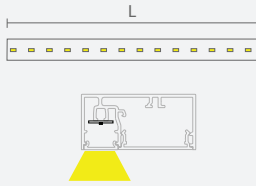
END CAPS & CORNERS

		code	type
		01.47181-9999	end cap left RAL
		code	type
		01.47183-9999	end cap right RAL
		code	type
		01.47160-0000	In-line coupler 180°
 		code	type
		01.47150-0000	L-corner 90° diffuser outside
		01.47151-0000	L-corner 90° diffuser inside
		01.47100-0000	2way-corner 45-179° diffuser outside
		01.47101-0000	2way-corner 45-179° diffuser inside
 		mitre cut · in verstek gezaagd · coupé en biais · auf Gehrung geschnitten	

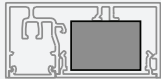


9999=any RAL colour powder coated
elke RAL kleur poederlak
chaque teinte RAL peint-par-poudrage
jede RAL Farbe pulverbeschichtet

LED INSERTS



code	type
27.47710-4030	LED insert incl. lens for louver – L280mm
27.47810-4030	LED insert for diffuser – L280mm



code	type	dim
27.0000www-0625	LED driver 25W	-
27.0000www-0650	LED driver 50W	-
27.0000www-0675	LED driver 75W	-
27.0000www-0825	LED driver 25W	DALI/TD
27.0000www-0850	LED driver 50W	DALI/TD
27.0000www-0875	LED driver 75W	DALI/TD

TD = touch-dim

First choose between 100mA or 150mA in the left table. Then choose the # of inserts. This will show you the total mA. You will find the corresponding total mA in the first column of the right table. On the same row you will see which driver (non dimmable or DALI/TD) you need - Kies in de linkertabel eerst tussen 100mA of 150mA. Kies daarna het # inserts. Zo krijgt u de totale mA te zien. In de rechtertabel vindt u de totale mA in de eerste kolom terug. Op dezelfde rij ziet u welke driver (niet dimbaar of DALI/TD) u nodig heeft - Choisissez d'abord entre 100mA ou 150mA dans le tableau de gauche. Sélectionnez ensuite le # d'insertions. Vous verrez alors le total de mA. Dans le tableau de droite, vous trouverez le total de mA dans la première colonne. Dans la même ligne, vous verrez quel driver (non dimmable ou DALI/TD) vous avez besoin - Wählen Sie zunächst zwischen 100mA oder 150mA in der linken Tabelle. Wählen Sie dann die # der Einsätze. Dies zeigt Ihnen den Gesamt-mA an. In der rechten Tabelle finden Sie den Gesamt-mA in der ersten Spalte. In der gleichen Zeile sehen Sie, welchen Treiber (nicht dimmbar oder DALI/TD) Sie benötigen

# inserts	100mA 4,0W 755lm/insert total mA	150mA 6,0W 1100lm/insert total mA
1	100mA	150mA
2	200mA	300mA
3	300mA	450mA
4	400mA	600mA
5	500mA	750mA
6	600mA	900mA
7	700mA	1050mA
8	800mA	1200mA
9	900mA	1350mA
10	1000mA	1500mA
11	1100mA	1650mA
12	1200mA	1800mA
13	1300mA	-
14	1400mA	-
15	1500mA	-
16	1600mA	-
17	1700mA	-
18	1800mA	-

total mA	www	non dimmable	DALI/TD
100mA	0100	27.00000100-0625	-
150mA	0150	27.00000150-0625	27.00000150-0825
200mA	0200	27.00000200-0625	27.00000200-0825
300mA	0300	27.00000300-0625	27.00000300-0825
400mA	0400	27.00000400-0625	27.00000400-0825
450mA	0450	27.00000450-0625	27.00000450-0825
500mA	0500	27.00000500-0625	27.00000500-0825
600mA	0600	27.00000600-0650	27.00000600-0825
700mA	0700	27.00000700-0650	27.00000700-0825
750mA	0750	27.00000750-0650	27.00000750-0850
800mA	0800	27.00000800-0650	27.00000800-0850
900mA	0900	27.00000900-0650	27.00000900-0850
1000mA	1000	27.00001000-0650	27.00001000-0850
1050mA	1050	27.00001050-0650	27.00001050-0850
1100mA	1100	27.00001100-0675	27.00001100-0875
1200mA	1200	27.00001200-0675	27.00001200-0875
1300mA	1300	27.00001300-0675	27.00001300-0875
1350mA	1350	27.00001350-0675	27.00001350-0875
1400mA	1400	27.00001400-0675	27.00001400-0875
1500mA	1500	27.00001500-0675	27.00001500-0875
1600mA	1600	27.00001600-0675	27.00001600-0875
1650mA	1650	27.00001650-0675	27.00001650-0875
1700mA	1700	27.00001700-0675	27.00001700-0875
1800mA	1800	27.00001800-0675	27.00001800-0875




27= 2700K
30= 3000K
40= 4000K

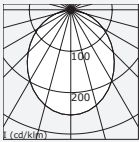
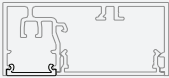




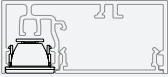



LED DIFFUSERS



code	type
02.47800-0000	satin LED diffuser



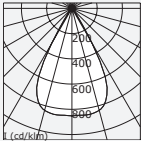
—COC180
h=66% CIE 50 80 96 99 66



code	type
02.47710-0103	LRLC optic matte chrome – L280mm
02.47710-9105	LRLB optic matte black – L280mm
02.47710-9110	LRLW optic matte white – L280mm

UGR <19

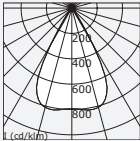
in case the 150mA current setting is combined with a white louvre (LRLW), the UGR is 15,8/19,4 (at 4H/8H)
bij de combinatie van een 150mA aansturing en een witte raster (LRLW) is de UGR 15,8/19,4 (bij 4H/8H)
si le courant de 150mA est combiné avec une grille blanche (LRLW), l'UGR est 15,8/19,4 (à 4H/8H)
wenn die 150 mA Stromeinstellung mit einem weißen Raster (LRLW) kombiniert wird, beträgt das UGR 15,8/19,4 (bei 4H/8H)



—COC180
h=83% CIE 98 99 100 100 83




—COC180
h=81% CIE 98 99 100 99 81



—COC180
h=85% CIE 95 98 99 100 85

EMERGENCY MODULES

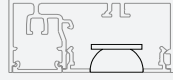




code	type
27.00290-0000	LED emergency 1h 350lm – selftest
27.00291-0000	LED emergency 3h 350lm – selftest
27.00292-0000	LED emergency 1h 350lm – selftest DALI
27.00293-0000	LED emergency 3h 350lm – selftest DALI

emergency module can only be integrated if the profile is at least 1000 mm (1h) or 1200 mm (3h) long
integratie noodmodule alleen mogelijk als het profiel minstens 1000mm (1h) of 1200mm (3h) lang is
pour l'intégration du module de secours, le profilé doit avoir une longueur minimale de 1000 mm (1h) ou 1200 mm (3h)
Das Notmodul kann nur integriert werden, wenn das Profil mindestens 1000 mm (1h) oder 1200 mm (3h) lang ist

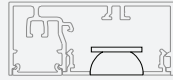


All inserts connected to a driver with emergency are powered by the emergency function. The 350lm from the emergency are distributed over all the inserts on this driver
Alle inserts die op een driver met nood zijn aangesloten, worden op nood geschakeld. De 350lm van de nood worden over alle inserts op deze driver verdeeld
Tous les modules connectés à un driver avec secours sont alimentés par la fonction de secours. Les 350lm du secours sont distribués à tous les modules sur ce driver
Alle Einsätze, die an einen Driver mit Not angeschlossen sind, werden auf Not geschaltet. Die 350lm des Notes werden über alle Einsätze auf diesem Treiber verteilt

ACCESSORIES



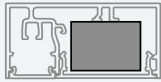
code	type
27.470132-9999	LED downlight 3x1W 2700K 357lm 8°
27.470232-9999	LED downlight 3x1W 2700K 357lm 32°
27.470133-9999	LED downlight 3x1W 3000K 378lm 8°
27.470233-9999	LED downlight 3x1W 3000K 378lm 32°
27.470134-9999	LED downlight 3x1W 4000K 399lm 8°
27.470234-9999	LED downlight 3x1W 4000K 399lm 32°

order drivers separately · voedingen apart bestellen · commandez l'alimentation séparément · Treiber separat bestellen



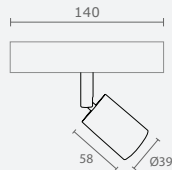
code	type
27.470142-9999	LED downlight 4x1W 2700K 476lm 8°
27.470242-9999	LED downlight 4x1W 2700K 476lm 32°
27.470143-9999	LED downlight 4x1W 3000K 504lm 8°
27.470243-9999	LED downlight 4x1W 3000K 504lm 32°
27.470144-9999	LED downlight 4x1W 4000K 532lm 8°
27.470244-9999	LED downlight 4x1W 4000K 532lm 32°

order drivers separately · voedingen apart bestellen · commandez l'alimentation séparément · Treiber separat bestellen



code	type	dim	3x1W-350mA # downlights	4x1W-350mA # downlights
27.0000917-0608	LED driver 8W	-	1-2	1
27.0000917-0625	LED driver 25W	-	3-5	2-4
27.0000917-0650	LED driver 50W	-	6-14	5-10
27.0000917-0810	LED driver 10W	DALI	1-3	1-2
27.0000917-0825	LED driver 25W	DALI/TD	3-5	2-4
27.0000917-0850	LED driver 50W	DALI/TD	6-14	5-10

TD = touch-dim



code	type
27.000152-9999	spot 5W 2700K 482lm 10°
27.000252-9999	spot 5W 2700K 482lm 25°
27.000352-9999	spot 5W 2700K 482lm 40°
27.000153-9999	spot 5W 3000K 500lm 10°
27.000253-9999	spot 5W 3000K 500lm 25°
27.000353-9999	spot 5W 3000K 500lm 40°
27.000154-9999	spot 5W 4000K 532lm 10°
27.000254-9999	spot 5W 4000K 532lm 25°
27.000354-9999	spot 5W 4000K 532lm 40°

CRI
>90

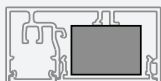
order drivers separately · voedingen apart bestellen · commandez l'alimentation séparément · Treiber separat bestellen



9999=any RAL colour powder coated
elke RAL kleur poederlak
chaque teinte RAL peint-par-poudrage
jede RAL Farbe pulverbeschichtet

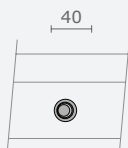







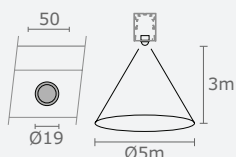
code	type	dim	5W-200mA # spots
27.0000916-0625	LED driver 25W	-	1-2
27.0000916-0650	LED driver 50W	-	3-5
27.0000916-0825	LED driver 25W	DALI/TD	1-2
27.0000916-0850	LED driver 50W	DALI/TD	3-5

TD = touch-dim



code	type
27.00040-9005	black push switch ON/OFF 250V/10Amp
27.00041-9005	black push switch ON/OFF+dimming 250V/10Amp

27.00041-9005 only with DALI/TD dimmable insert, max. 4 drivers per push switch
 27.00041-9005 enkel met DALI/TD dimbare module, max. 4 drivers per drukknop
 27.00041-9005 seulement avec module dimmable DALI/TD, 4 drivers par bouton poussoir au maximum
 27.00041-9005 nur mit DALI/TD dimmbarem Einsatz, Maximal 4 Treiber pro Druckknopf



code	type
27.00105-0000	motion detector max. 2 drivers

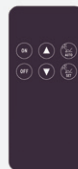
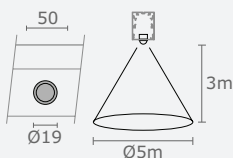
stand-alone system that cannot be connected in parallel

code	type
27.00106-0000	white daylight and/or motion detector - max. 2x 5 drivers
27.00106-9005	black daylight and/or motion detector - max. 2x 5 drivers

only with DALI dimmable insert · enkel met DALI dimbare module · seulement avec module dimmable DALI · nur mit DALI dimmbarem Einsatz

including remote control for on/off + dimming
 inclusief afstandsbediening voor aan/uit + dimmen
 commande inclus pour allumer/éteindre + régler l'intensité de la lumière
 Fernbedienung einbegriffen um ein-/aus zu schalten + zu dimmen

stand-alone system that cannot be connected in parallel

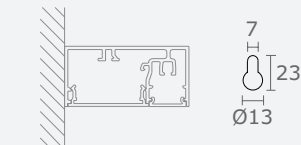
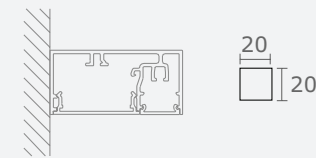
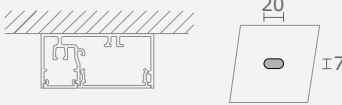



code	type
22.99122-0000	remote control



to order together with the daylight & motion detector (27.00106-0000)

remote control suitable for extensive configuration of sensor (only motion, only daylight or both,...)
 afstandsbediening geschikt voor uitgebreide instelling van sensor (enkel beweging, enkel daglicht of beide,...)
 commande appropriée pour le réglage du détecteur (seulement du mouvement, seulement de la lumière du jour ou tous les deux,...)
 Fernbedienung geeignet für ausführliche Einstellung des Sensors (nur Bewegung, nur Tageslicht oder beide,...)

FIXATIONS

	<p>code type</p> <p>03.47207-0000 key hole</p>
	<p>code type</p> <p>03.47208-0000 entry hole for power cable</p>
	<p>code type</p> <p>03.47206-0000 slot for direct mounting</p>
	<p>code type</p> <p>03.47205-0000 entry hole for power cable</p> <p>center of power supply hole at minimum 35mm from the end center van voedingsgat op minimum 35mm van het uiteinde centre du trou d'alimentation à au moins 35mm de l'extrémité Mitte der Öffnung für die Einspeisung mindestens 35mm vom Ende entfernt</p>

ADDITIONAL WIRING

	<p>standard wiring 1 switching circuit with 3 cables 1,5mm²: L = phase (brown), N = neutral (blue), earthing (yellow-green)</p> <p>standaard bedrading 1 schakelkring met 3 kabels 1,5mm²: L = fase (bruin), N = nulleider (blauw), aarding (geel-groen)</p> <p>câblage standard 1 circuit avec 3 câbles 1,5mm²: L = phase (brun), N = neutre (bleu), terre (jaune-vert)</p> <p>standard Verdrahtung 1 Schaltkreis mit 3 Kabeln 1,5mm²: L = Phase (braun), N = Nulleiter (blau), Erdung (gelb-grün)</p>
	<p>code type</p> <p>23.00099-1150 1 cable 1,5mm² for additional switching circuit (grey or orange or violet)</p> <p>23.00099-2075 2 cables 0,75mm² for dimming (black & red)</p> <p>23.00099-2150 2 cables 1,5mm² for emergency module supply (white & blue)</p>