
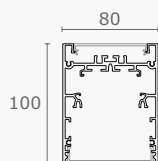


## REKTA 80



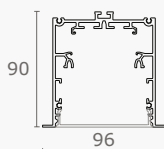
## PROFILES & INFILL PANELS



code type

09.67110-0001 profile rekta 80x100 ANO  
09.67110-9999 profile rekta 80x100 RAL

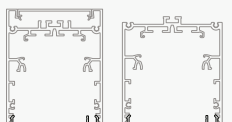
**when using only LED inserts, the correct length = (number of inserts \* 280) + 10mm**  
bij gebruik van enkel LED modules, is de correcte lengte = (aantal modules \* 280) + 10mm  
en cas d'utilisation de que des modules de LED, la longueur correcte = (nombre de modules \* 280) + 10mm  
wenn nur LED Einsätze verwendet werden, ist die richtige Länge = (Anzahl der Einsätze \* 280) + 10mm



code type

09.69110-0001 profile rekta 80x90-trim ANO  
09.69110-9999 profile rekta 80x90-trim RAL

**when using only LED inserts, the correct length = (number of inserts \* 280) + 30mm**  
bij gebruik van enkel LED modules, is de correcte lengte = (aantal modules \* 280) + 30mm  
en cas d'utilisation de que des modules de LED, la longueur correcte = (nombre de modules \* 280) + 30mm  
wenn nur LED Einsätze verwendet werden, ist die richtige Länge = (Anzahl der Einsätze \* 280) + 30mm

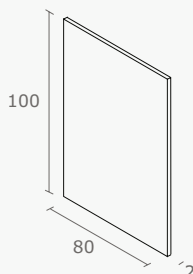


code type

09.61101-0001 infill panel ANO  
09.61101-9999 infill panel RAL

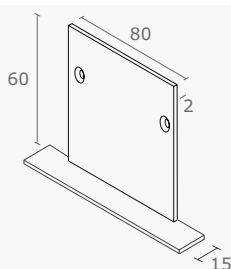
**is necessary where there is no LED diffuser foreseen**  
is nodig waar er geen LED afscherming is voorzien  
est nécessaire là où il n'y a pas de diffuseur LED  
ist notwendig wo keine LED Abdeckung vorgesehen ist

## END CAPS & CORNERS



code type

01.67183-0001 end cap rekta 80x100 ANO  
01.67183-9999 end cap rekta 80x100 RAL



code type

01.69180-0001 end cap rekta 80x90-trim ANO  
01.69180-9999 end cap rekta 80x90-trim RAL



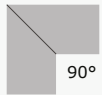
0001=anodised  
geanodiseerd  
anodisé  
eloxiert

9999=any RAL colour powder coated  
elke RAL kleur poederlak  
chaque teinte RAL peint-par-poudrage  
jede RAL Farbe pulverbeschichtet



180°

code	type
01.61160-0000	In-line coupler 180°



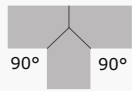
90°



45-  
179°

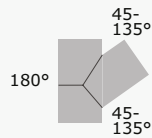
code	type
01.61150-0000	L-corner 90°
01.61100-0000	2way-corner 45-179°

mitre cut · in verstek gezaagd · coupé en biaux · auf Gehrung geschnitten



90°

90°



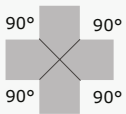
180°

45-  
135°

45-  
135°

code	type
01.61130-0000	T-corner 2x90°
01.61104-0000	3way-corner 1x180°+2x45-135°

mitre cut · in verstek gezaagd · coupé en biaux · auf Gehrung geschnitten

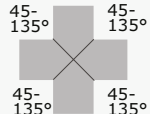


90°

90°

90°

90°



45-  
135°

45-  
135°

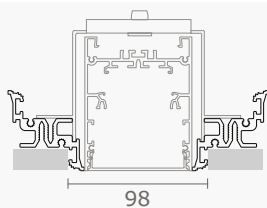
45-  
135°

45-  
135°

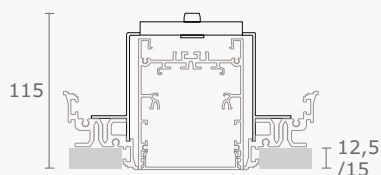
code	type
01.61140-0000	X-corner 4x90°
01.61105-0000	4way-corner 4x45-135°

mitre cut · in verstek gezaagd · coupé en biaux · auf Gehrung geschnitten

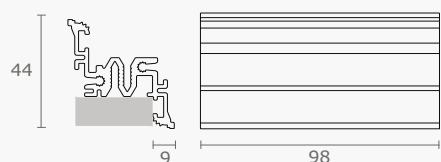
## TRIMLESS INSTALLATION



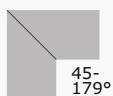
code type  
09.00007-9010 trimless finishing profile



code type  
03.61500-0012 supporting bracket 12,5mm  
03.61500-0015 supporting bracket 15mm

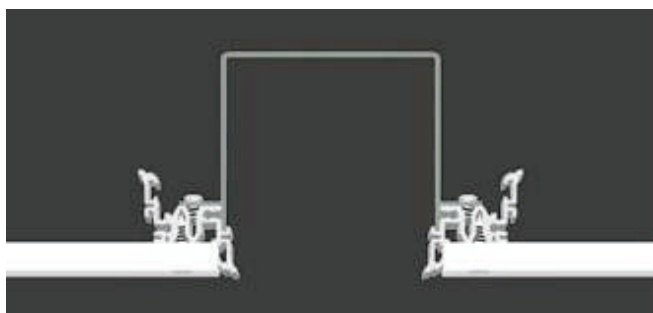


code type  
01.61900-9010 end piece finishing profile



code type  
01.00100-0000 2way-corner finishing profile 45-179°

mitre cut · in verstek gezaagd · coupé en biais · auf Gehrung geschnitten



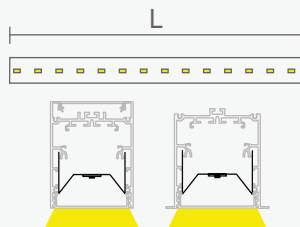
9010=white RAL9010  
wit RAL9010  
blanc RAL9010  
weiß RAL9010







## LED INSERTS

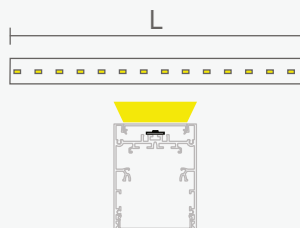


code	type
27.61607-4030	LED insert LO - L70mm - 0,25 insert
27.61600-4030	LED insert LO - L140mm - 0,5 insert
27.61610-4030	LED insert LO - L280mm - 1 insert
27.61620-4030	LED insert LO - L560mm - 2 inserts
27.61630-4030	LED insert LO - L840mm - 3 inserts
27.61640-4030	LED insert LO - L1120mm - 4 inserts
27.61650-4030	LED insert LO - L1400mm - 5 inserts
27.61608-4030	LED insert HO - L70mm - 0,25 insert
27.61601-4030	LED insert HO - L140mm - 0,5 insert
27.61611-4030	LED insert HO - L280mm - 1 insert
27.61621-4030	LED insert HO - L560mm - 2 inserts
27.61631-4030	LED insert HO - L840mm - 3 inserts
27.61641-4030	LED insert HO - L1120mm - 4 inserts
27.61651-4030	LED insert HO - L1400mm - 5 inserts

LO = low output, HO = high output

**CRI**  
**>80**

CRI>90 on request  
CRI>90 op aanvraag  
CRI>90 sur demande  
CRI>90 auf Anfrage

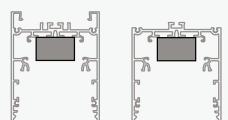


code	type
27.00607-4030	LED insert LO - L70mm - 0,25 insert
27.00600-4030	LED insert LO - L140mm - 0,5 insert
27.00610-4030	LED insert LO - L280mm - 1 insert
27.00620-4030	LED insert LO - L560mm - 2 inserts
27.00608-4030	LED insert HO - L70mm - 0,25 insert
27.00601-4030	LED insert HO - L140mm - 0,5 insert
27.00611-4030	LED insert HO - L280mm - 1 insert
27.00621-4030	LED insert HO - L560mm - 2 inserts

LO = low output, HO = high output

**CRI**  
**>80**

CRI>90 on request  
CRI>90 op aanvraag  
CRI>90 sur demande  
CRI>90 auf Anfrage



code	type	dim
27.000091w-0625	LED driver 25W	-
27.000091w-0650	LED driver 50W	-
27.000091w-0675	LED driver 75W	-
27.000091w-0825	LED driver 25W	DALI/TD
27.000091w-0850	LED driver 50W	DALI/TD
27.000091w-0875	LED driver 75W	DALI/TD

LO = low output, HO = high output, TD = touch-dim, 1-10V on request

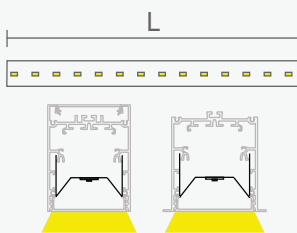
for each type of driver, the code to be entered (W), the current (mA), the lumen value and the range are displayed. Choose the suitable driver based on the number of LED inserts (=range) and the lumen value - per type driver worden de in te vullen code (W), aansturing (mA), lumenwaarde en het bereik weergegeven. Kies de geschikte driver op basis van het aantal LED modules (=bereik) en de lumenwaarde - pour chaque type de driver, le code à choisir (W), le courant (mA), la valeur de lumen et la portée sont présentés. Choisissez le driver approprié en fonction du nombre de modules LED (=la portée) et la valeur de lumen - für jeden Treibertyp werden der einzugebende Code (W), die Ansteuerung (mA), der Lumenwert und der Bereich angezeigt. Wählen Sie den geeigneten Treiber gemäß der Anzahl LED Einsätze (=Bereich) und dem Lumenwert

	LO W=3 325mA 3,6W 670lm/280mm # inserts	HO W=1 150mA 3,2W 670lm/280mm # inserts	HO W=3 325mA 7,2W 1340lm/280mm # inserts
27.000091w-0625	2 - 4,25	1 - 2	1 - 2
27.000091w-0650	4,75 - 12	2,5 - 6,25	2,5 - 6
27.000091w-0675	12,25 - 19	6,5 - 9,75	6,25 - 9,5
27.000091w-0825	2 - 4,5	1 - 2,25	1 - 2,25
27.000091w-0850	4,75 - 12	2,5 - 6,25	2,5 - 6
27.000091w-0875	12,25 - 19	6,5 - 9,75	6,25 - 9,5



27= 2700K  
30= 3000K  
40= 4000K

for more information about the LED inserts, see pages 428-429  
voor meer informatie over de LED modules zie pagina's 428-429  
pour plus d'informations sur les modules LED, voir pages 428-429  
für mehr Informationen zu den LED Einsätzen, siehe Seiten 428-429



code type

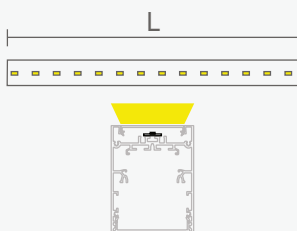
27.61630-9030 LED TW 2700-6500K 20,5W 2100lm LO - L840mm  
27.61640-9030 LED TW 2700-6500K 26,4W 2800lm LO - L1120mm  
27.61650-9030 LED TW 2700-6500K 32,0W 3500lm LO - L1400mm

27.61631-9030 LED TW 2700-6500K 41,1W 4500lm HO - L840mm  
27.61641-9030 LED TW 2700-6500K 54,1W 6000lm HO - L1120mm  
27.61651-9030 LED TW 2700-6500K 67,3W 7500lm HO - L1400mm

CRI  
>90

LO = low output, HO = high output, TW = tunable white

DALI driver type 8 included · Inclusief DALI driver type 8 · driver DALI type 8 inclus · inklusive DALI Treiber Typ 8  
type 6 on request · type 6 op aanvraag · type 6 sur demande · Typ 6 auf Anfrage



code type

27.00630-9030 LED TW 2700-6500K 20,5W 2100lm LO - L840mm  
27.00640-9030 LED TW 2700-6500K 26,4W 2800lm LO - L1120mm  
27.00650-9030 LED TW 2700-6500K 32,0W 3500lm LO - L1400mm

27.00631-9030 LED TW 2700-6500K 41,1W 4500lm HO - L840mm  
27.00641-9030 LED TW 2700-6500K 54,1W 6000lm HO - L1120mm  
27.00651-9030 LED TW 2700-6500K 67,3W 7500lm HO - L1400mm

CRI  
>90

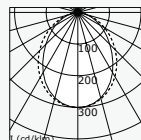
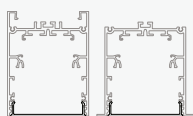
LO = low output, HO = high output, TW = tunable white

DALI driver type 8 included · Inclusief DALI driver type 8 · driver DALI type 8 inclus · inklusive DALI Treiber Typ 8  
type 6 on request · type 6 op aanvraag · type 6 sur demande · Typ 6 auf Anfrage

## LED DIFFUSERS

code type

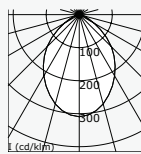
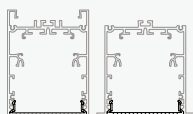
02.61900-0000 satin LED diffuser direct



h=69% CIE 54 83 97 100 69

code type

02.61903-0000 microprismatic LED diffuser



h=60% CIE 61 91 99 100 60

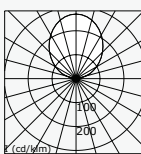
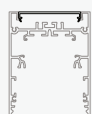
UGR  
<19

UGR<19 only with the combination of LO LED inserts with microprismatic LED diffuser

UGR<19 alleen bij de combinatie LO LED modules met microprismatische led afscherming  
UGR<19 uniquement avec la combinaison de modules led LO avec diffuseur LED microprismatique  
UGR<19 nur mit der Kombination von LO LED Einsätze mit mikroprismatischem LED Diffusor

code type

02.61800-0000 satin LED diffuser indirect



h=70% CIE 0 0 0 0 70



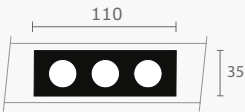
EMERGENCY MODULES



code	type
27.00290-0000	LED emergency 1h 350lm – selftest
27.00291-0000	LED emergency 3h 350lm – selftest
27.00292-0000	LED emergency 1h 350lm – selftest DALI
27.00293-0000	LED emergency 3h 350lm – selftest DALI

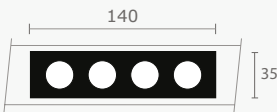
only applicable from 4 LED inserts (1h - selftest) or 6 LED inserts (3h - selftest) · min. 280-max. 560mm per driver in case of emergency  
enkel geschikt vanaf 4 LED modules (1h - selftest) of 6 LED modules (3h - selftest) · min. 280-max. 560mm per driver in noodtoestand  
seulement utilisable à partir de 4 modules LED (1h - selftest) ou 6 modules LED (3h - selftest) · min. 280-max. 560mm par driver en configuration secours  
nur geeignet ab 4 LED Einsätzen (1h - selftest) oder 6 LED Einsätzen (3h - selftest) · min. 280-max. 560mm pro Treiber im Notstand

ACCESSORIES



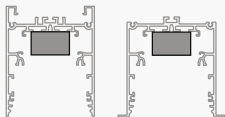
code	type
27.610132-9999	LED downlight 3x1W 2700K 357lm 8°
27.610232-9999	LED downlight 3x1W 2700K 357lm 32°
27.610133-9999	LED downlight 3x1W 3000K 378lm 8°
27.610233-9999	LED downlight 3x1W 3000K 378lm 32°
27.610134-9999	LED downlight 3x1W 4000K 399lm 8°
27.610234-9999	LED downlight 3x1W 4000K 399lm 32°

order drivers separately · voedingen apart bestellen · commandez l'alimentation séparément · Treiber separat bestellen



code	type
27.610142-9999	LED downlight 4x1W 2700K 476lm 8°
27.610242-9999	LED downlight 4x1W 2700K 476lm 32°
27.610143-9999	LED downlight 4x1W 3000K 504lm 8°
27.610243-9999	LED downlight 4x1W 3000K 504lm 32°
27.610144-9999	LED downlight 4x1W 4000K 532lm 8°
27.610244-9999	LED downlight 4x1W 4000K 532lm 32°

order drivers separately · voedingen apart bestellen · commandez l'alimentation séparément · Treiber separat bestellen

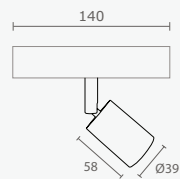


code	type	dim	3x1W-350mA # downlights	4x1W-350mA # downlights
27.0000917-0608	LED driver 8W	-	1-2	1
27.0000917-0625	LED driver 25W	-	3-5	2-4
27.0000917-0650	LED driver 50W	-	6-14	5-10
27.0000917-0810	LED driver 10W	DALI	1-3	1-2
27.0000917-0825	LED driver 25W	DALI/TD	3-5	2-4
27.0000917-0850	LED driver 50W	DALI/TD	6-14	5-10

TD = touch-dim



9999=any RAL colour powder coated  
elke RAL kleur poederlak  
chaque teinte RAL peint-par-poudrage  
jede RAL Farbe pulverbeschichtet

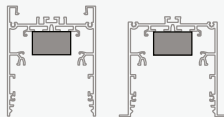


code type

27.000152-9999	spot 5W 2700K 482lm 10°
27.000252-9999	spot 5W 2700K 482lm 25°
27.000352-9999	spot 5W 2700K 482lm 40°
27.000153-9999	spot 5W 3000K 500lm 10°
27.000253-9999	spot 5W 3000K 500lm 25°
27.000353-9999	spot 5W 3000K 500lm 40°
27.000154-9999	spot 5W 4000K 532lm 10°
27.000254-9999	spot 5W 4000K 532lm 25°
27.000354-9999	spot 5W 4000K 532lm 40°

**CRI  
>90**

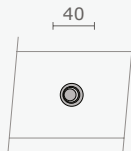

order drivers separately · voedingen apart bestellen · commandez l'alimentation séparément · Treiber separat bestellen



code type dim 5W-200mA # spots

27.0000916-0625	LED driver 25W	-	1-2
27.0000916-0650	LED driver 50W	-	3-5
27.0000916-0825	LED driver 25W	DALI/TD	1-2
27.0000916-0850	LED driver 50W	DALI/TD	3-5

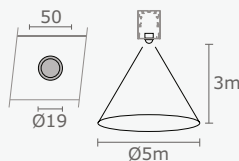
TD = touch-dim



code type

27.00040-9005	push switch ON/OFF 250V/10Amp
27.00041-9005	push switch ON/OFF+dimming 250V/10Amp

27.00041-9005 only with DALI/TD dimmable insert, max. 4 drivers per push switch  
27.00041-9005 enkel met DALI/TD dimbare module, max. 4 drivers per drukknop  
27.00041-9005 seulement avec module dimmable DALI/TD, 4 drivers par bouton poussoir au maximum  
27.00041-9005 nur mit DALI/TD dimmbarem Einsatz, Maximal 4 Treiber pro Druckknopf



code type

27.00105-0000	motion detector max. 2 drivers
---------------	--------------------------------

stand-alone system that cannot be connected in parallel

code type

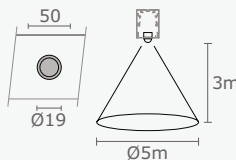
27.00106-0000	white daylight and/or motion detector – max. 2x 5 drivers
27.00106-9005	black daylight and/or motion detector – max. 2x 5 drivers

only with DALI dimmable insert · enkel met DALI dimbare module · seulement avec module dimmable DALI · nur mit DALI dimmbarem Einsatz

including remote control for on/off + dimming

inclusief afstandsbediening voor aan/uit + dimmen  
commande inclus pour allumer/éteindre + régler l'intensité de la lumière  
Fernbedienung einbegriffen um ein-/aus zu schalten + zu dimmen

stand-alone system that cannot be connected in parallel



9999=any RAL colour powder coated  
elke RAL kleur poederlak  
chaque teinte RAL peint-par-poudrage  
jede RAL Farbe pulverbeschichtet









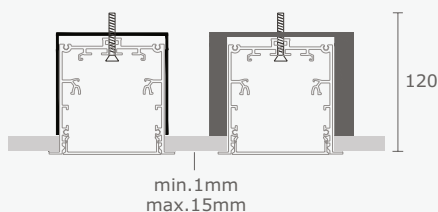
code type

22.99122-0000 remote control

to order together with the daylight & motion detector (27.00106-0000)

**remote control suitable for extensive configuration of sensor (only motion, only daylight or both,...)**  
afstandsbediening geschikt voor uitgebreide instelling van sensor (enkel beweging, enkel daglicht of beide,...)  
commande appropriée pour le réglage du détecteur (seulement du mouvement, seulement de la lumière du jour ou tous les deux,...)  
Fernbedienung geeignet für ausführliche Einstellung des Sensors (nur Bewegung, nur Tageslicht oder beide,...)

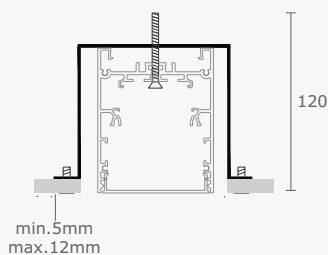
## FIXATIONS



code type

03.69200-0000 bracket for recessed installation

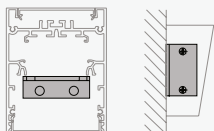
**minimum recess depth is 120mm**  
minimale inbouwhoogte is 120mm  
la hauteur d'encastrement est de 120mm au minimum  
die Einbauhöhe ist mindestens 120mm



code type

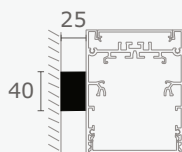
03.69201-0000 bracket for recessed trimless installation

**for trimless installation without using the trimless finishing profile - minimum recess depth is 120mm**  
voor randloze installatie zonder gebruik van het randloze afwerkprofiel - minimale inbouwhoogte is 120mm  
pour installation-sans-bord sans utilisation du profil d'encastrement-sans-bord - la hauteur d'encastrement est de 120mm au minimum  
für randlosen Einbau ohne Verwendung des randlosen Putzprofils - die Einbauhöhe ist mindestens 120mm



code type

03.61204-0000 bracket for perpendicular wall fixation

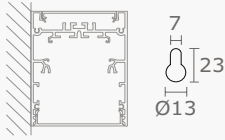


code type

03.61176-9999 parallel wall base - L100  
03.61177-9999 parallel wall base with cable entry - L150

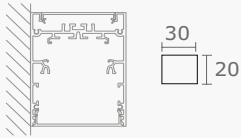


9999=any RAL colour powder coated  
elke RAL kleur poederlak  
chaque teinte RAL peint-par-poudrage  
jede RAL Farbe pulverbeschichtet

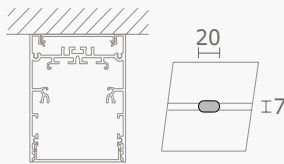


code type  
03.61207-0000 key hole

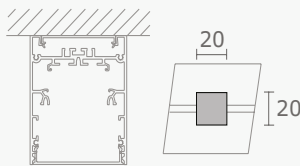
**only possible with a minimum profile length of 1000mm**  
enkel mogelijk met minimum profiellengte van 1000mm  
seulement possible avec une longueur de profil d'au moins 1000mm  
nur mit einer Profillänge von mindestens 1000mm möglich



code type  
03.61208-0000 entry hole for power cable



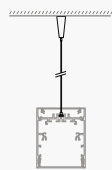
code type  
03.61206-0000 slot for direct mounting



code type  
03.61205-0000 entry hole for power cable

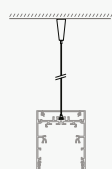
**center of power supply hole at minimum 35mm from the end**  
center van voedingsgat op minimum 35mm van het uiteinde  
centre du trou d'alimentation à au moins 35mm de l'extrémité  
Mitte der Öffnung für die Einspeisung mindestens 35mm vom Ende entfernt

## SUSPENSIONS & CABLES



code type  
03.99100-2400 steelwire suspension type 1 – L1800mm  
03.99100-4700 steelwire suspension type 1 – L4500mm

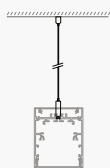
**steelwire is adjustable via cylinder on the ceiling**  
staaldraad is verstelbaar via cilinder aan het plafond  
le fil d'acier est réglable par le cylindre au plafond  
Stahldraht ist über den Zylinder an der Decke verstellbar



code type  
03.99113-2400 black steelwire suspension type 1 – L1800mm  
03.99113-4700 black steelwire suspension type 1 – L4500mm

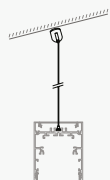
**steelwire is adjustable via cylinder on the ceiling**  
staaldraad is verstelbaar via cilinder aan het plafond  
le fil d'acier est réglable par le cylindre au plafond  
Stahldraht ist über den Zylinder an der Decke verstellbar



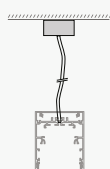


code	type
03.99110-2400	steelwire suspension type 2 – L1800mm
03.99110-4700	steelwire suspension type 2 – L4500mm

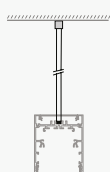

**steelwire is adjustable on the profile**  
 staaldraad is verstelbaar aan het profiel  
 le fil d'acier est réglable au profil  
 Stahldraht ist am Profil verstellbar



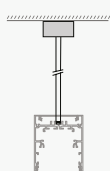
code	type
03.99183-0000	steelwire suspension pivotable – L1800mm
03.99185-0000	steelwire suspension pivotable – L4500mm



code	type
03.99506-9999	power cable 3x0,75mm <sup>2</sup> – L1800mm
03.99518-9999	power cable 3x1,5mm <sup>2</sup> – L1800mm
03.99538-9999	power cable 5x0,75mm <sup>2</sup> – L1800mm
03.99528-9999	power cable 5x1,5mm <sup>2</sup> – L1800mm
03.99507-9999	power cable 3x0,75mm <sup>2</sup> – L4500mm
03.99519-9999	power cable 3x1,5mm <sup>2</sup> – L4500mm
03.99539-9999	power cable 5x0,75mm <sup>2</sup> – L4500mm
03.99529-9999	power cable 5x1,5mm <sup>2</sup> – L4500mm




code	type
03.99210-9999	rod suspension – L600mm
03.99230-9999	rod suspension – L1000mm



code	type
03.99206-9999	rod suspension incl. 3x1,5mm <sup>2</sup> – L600mm
03.99226-9999	rod suspension incl. 3x1,5mm <sup>2</sup> – L1000mm


## ADDITIONAL WIRING



standard wiring	1 switching circuit with 3 cables 1,5mm <sup>2</sup> : L = phase (brown), N = neutral (blue), earthing (yellow-green)
standaard bedrading	1 schakelkring met 3 kabels 1,5mm <sup>2</sup> : L = fase (bruin), N = nulleider (blauw), aarding (geel-groen)
câblage standard	1 circuit avec 3 câbles 1,5mm <sup>2</sup> : L = phase (brun), N = neutre (bleu), terre (jaune-vert)
standard Verdrahtung	1 Schaltkreis mit 3 Kabeln 1,5mm <sup>2</sup> : L = Phase (braun), N = Nulleiter (blau), Erdung (gelb-grün)



9999=any RAL colour powder coated  
 elke RAL kleur poederlak  
 chaque teinte RAL peint-par-poudrage  
 jede RAL Farbe pulverbeschichtet



code	type
23.00099-1150	1 cable 1,5mm <sup>2</sup> for additional switching circuit (grey or orange or violet)
23.00099-2075	2 cables 0,75mm <sup>2</sup> for dimming (black & red)
23.00099-2150	2 cables 1,5mm <sup>2</sup> for emergency module supply (white & blue)

